

Makeup

We recommend eyeshadow and mascara for all students, and possibly eyeliner and foundation for older students. Please do whatever you feel comfortable with for your child. We want to be able to see their features, but not to paint them up extravagantly.

***Please arrive at all events in complete hair and makeup.**

How to make a low bun:

- Dirty and/or damp hair holds better than clean/dry hair
- Optional: apply hair gel
- Brush hair into a ponytail and secure with a hair band
- Twist or braid the ponytailed hair; wrap in a cinnamon roll shape around the hair band
- Use hairpins and/or bobby pins to secure the twist
- Wrap a hairnet around the bun as many times as possible; secure with a few more pins
- Hairspray any flyways

*If hair is not long enough to be put up, it must be pulled back neatly.



See video:

[How To Do a Low Bun Hair Style for Ballet | Lazy Dancer Tips](#)

Basic Costume Care Instructions

It is best if you allow your ballet skirts to “breathe” outside of the bag so that the tulle can relax. For best results, you can hang the costume upside down by the crotch from a hanger while you take a hot shower. * Try doing this the week before the recital so you can do it multiple nights/showers if necessary.

**Note: Do not allow the costume to be directly under the stream of water.*

It is not recommended that you iron any of the costumes as they are made of a combination of spandex/lycra and tulle that will not respond well to heat.

The costumes are not recommended for machine washing. If you must clean it, try to do simple spot cleaning.

Find an inconspicuous place to put your name in all of your costumes, accessories, and shoes!!

Make sure to check that all of the straps and other support aspects of the costume are fully attached.


If your pink ballet shoes are starting to look gray, you can wash them in the washing machine to freshen them up. Do NOT put them in the dryer. Instead, stuff them with paper towels to retain shape and put them in a sunny place to air dry.

Be sure your pink ballet shoe elastics are sewn and the drawstrings are cut and tucked in properly so that your ballet shoes do not have “whiskers”.

Beyond the Stars Competition 2025

Costume Instructions


Class:	3+ / Rising Stars Performance Team
Dance:	Do My Thing
Day / Time:	Friday - 5:30pm
Instructor:	Mr. Joey / Ms. Dawn

Tights:	 Suntan Footless Tights
Shoes:	Tan Lyrical Turners
Hair/Headpiece:	Low Bun / hair piece on dancer's right side
Additional Info:	If hair is not long enough to be put up, it must be pulled back neatly. Please be sure that any necessary undergarments are not visible.

Beyond the Stars Competition 2025

Costume Instructions


Class:	Jr. CORE Performance Team
Dance:	A Little Party
Day / Time:	Fridays - 6:30
Instructor:	Mr. Joey / Ms. Dawn

	
Tights:	Suntan Footless tights
Shoes:	Tan turners
Hair:	Low Bun / no hair piece (costume comes with ponytail cuff but will not be used around the bun)
Additional Info:	If hair is not long enough to be put up, it must be pulled back neatly. Please be sure that any necessary undergarments are not visible.

Beyond the Stars Competition 2025

Costume Instructions


Class:	Jazz CORE
Dance:	R-E-S-P-E-C-T
Day / Time:	Monday - 7:45pm
Instructor:	Ms. Gina

Tights:	 Suntan tights
Shoes:	Black Jazz Shoes
Hair:	Low Bun / hat not used
Additional Info:	If hair is not long enough to be put up, it must be pulled back neatly. Please be sure that any necessary undergarments are not visible.

Beyond the Stars Competition 2025

Costume Instructions


Class:	Ballet CORE
Dance:	Requiem for a Dream
Day / Time:	Tuesday – 7:30pm
Instructor:	Ms. Julia / Ms. Dawn

Tights:	 Pink tights
Shoes:	Pink Ballet Slippers
Hair/Headpiece:	Low Bun / hair piece on dancer's right side
Additional Info:	If hair is not long enough to be put up, it must be pulled back neatly. Please be sure that any necessary undergarments are not visible.

Beyond the Stars Competition 2025

Costume Instructions


Class:	Contemporary CORE
Dance:	Crystal Vision
Day / Time:	Wednesday - 7:30pm
Instructor:	Ms. Jessica

Tights:	 Suntan Footless Tights
Shoes:	Barefoot
Hair:	Low Bun/ Hair piece (clip) on dancer's right side
Additional Info:	If hair is not long enough to be put up, it must be pulled back neatly. Please be sure that any necessary undergarments are not visible.

Beyond the Stars Competition 2025

Costume Instructions

Class:	Lyrical / Ballet CORE
Dance:	Hold on to Me
Day / Time:	Thursdays – 7:30pm
Instructor:	Ms. Caitlyn

Tights:	 Suntan Footless tights
Shoes:	Tan Lyrical Turners
Hair/Headpiece:	Low Bun /no hair piece
Additional Info:	If hair is not long enough to be put up, it must be pulled back neatly. Please be sure that any necessary undergarments are not visible.